

SALES, RENTAL & MANUFACTURER OF ALUMINIUM SCAFFOLDINGS & ALUMINIUM LADDERS



PAN INDIA SERVICE

MSAFE EQUIPMENTS PRIVATE LIMITED

OFFICE CUM YARD :

DELHI NCR, INDORE, KOLKATA, AHMEDABAD, MUMBAI, PUNE, CHENNAI, HYDERABAD, BANGALORE, GOA, NAGPUR

☎ 985 985 7100, 985 985 7400, 985 985 7500 ✉ info@msafegroup.com 🌐 www.msafegroup.com




CE EN-1004:2004
Compliant

MSAFE FIT

STAIRWAY SCAFFOLDING (MST) (1.35m x 1.8m)

MSafe Fit Stairway version is a safe, comfortable modular mobile scaffold tower to reach the work area for frequent climbing and descent.



STANDARD FEATURES

- Scaffolding width: 1.35 m, length: 1.80 m.
- Working heights can be extended from 4.4 m to max 18.4 m with standard parts.
- Comfortable entry into the scaffolding from outside through the wide entry frame.
- Anti-slip stairway steps.
- 200 kg/m² loading capacity i.e. depending on platform size from 480 kg to max 810 kg.
- The free standing height for scaffold is 12.4m inside and 8.4m outside as per safety norms.

Scaffold Size 1.35m X 1.8m

Model No.	MST034	MST045	MST054	MST065	MST074	MST085	MST094	MST105	MST114	MST125	MST134	MST145	MST154	MST165	MST174
Working Height (m)	4.4	5.5	6.4	7.5	8.4	9.5	10.4	11.5	12.4	13.5	14.4	15.5	16.4	17.5	18.4
Tower Height (m)	3.4	4.5	5.4	6.5	7.4	8.5	9.4	10.5	11.4	12.5	13.4	14.5	15.4	16.5	17.4
Platform Height (m)	2.4	3.5	4.4	5.5	6.4	7.5	8.4	9.5	10.4	11.5	12.4	13.5	14.4	15.5	16.4



Entry Frame (1.35m) (H-2m)



Push on Frame (1.35m) (H-2m)



200mm Adjustable
Wheel

* use the scaffold as per the instruction manual.

MSAFE FIT NARROW SCAFFOLDING (MN) (0.75m x 1.8m)

MSafe Fit narrow version is a safe, comfortable mobile scaffold tower, It can be used to reach narrow and difficult work places.




STANDARD FEATURES

- Scaffolding width : 0.75m, Length : 1.80 m.
- Working heights can be extended from 4.2 m to max. 13.30 m.
- 200 kg / m² loading capacity, i.e. depending on platform size from 270 kg to max 810 kg.
- The free standing height for scaffold is 12.3 m indoor and 8.3 m outdoor as per safety norms.

Scaffold Size 0.75m X 1.8m

Model No.	MN022	MN026	MN028	MN032	MN043	MN052	MN063	MN072	MN083	MN092	MN103	MN112	MN123
Working Height (m)	3.2	3.6	4.2	4.2	5.3	6.2	7.3	8.2	9.3	10.2	11.3	12.2	13.3
Tower Height (m)	2.2	2.6	2.8	3.2	4.3	5.2	6.3	7.2	8.3	9.2	10.3	11.2	12.3
Platform Height (m)	1.2	1.6	2.2	2.2	3.3	4.2	5.3	6.2	7.3	8.2	9.3	10.2	11.3



Platform



Push on Frame (0.75m) (h-2m)




150mm Fixed Wheel

* use the scaffold as per the instruction manual

MSAFE FIT EXTRA REACH SCAFFOLDING (MSER) (1.35m x 1.80m)

M Safe Fit reach version is a safe, modular mobile scaffold tower to reach extra height.



STANDARD FEATURES

- Scaffolding width : 1.35m
- Scaffolding length : 1.80m
- Working heights can be extended from 14.4 m to 30.40 m with standards part.
- Comfortable entry into the scaffolding from outside through the wide entry frame.
- Anti-slip stairway steps.

Scaffold Size

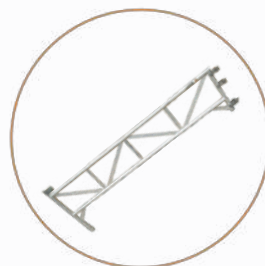
Model No.	MSER134	MSER145	MSER154	MSER165	MSER174	MSER185
Working Height (m)	14.4	15.5	16.4	17.5	18.4	19.5
Tower Height (m)	13.4	14.5	15.4	16.5	17.4	18.5
Platform Height (m)	12.4	13.5	14.4	15.5	16.4	17.5

Model No.	MSER194	MSER205	MSER214	MSER225	MSER234	MSER245
Working Height (m)	20.4	21.5	22.4	23.5	24.4	25.5
Tower Height (m)	19.4	20.5	21.4	22.5	23.4	24.5
Platform Height (m)	18.4	19.5	20.4	21.5	22.4	23.5

Model No.	MSER254	MSER265	MSER274	MSER285	MSER294
Working Height (m)	26.4	27.5	28.4	29.5	30.4
Tower Height (m)	25.4	26.5	27.4	28.5	29.4
Platform Height (m)	24.4	25.5	26.4	27.5	28.4



Stabilizers



Mobile Stabilizers
Assy



Toe Board

* use the scaffold as per the instruction manual



ECO Z - Type

- Z Type aluminum scaffolding are special customized tower with affordable price.
- Available in two different type of frames with rung spacing 280 mm and 560 mm as per load requirement and budget.



Without Stairway Scaffolding

- Working height can be extended from 4.4 m to max 16.4 m.
- Loading capacity 200kg/m² on platform.




Bridge Section

- Msafe Fit bridge Scaffold are used for bigger working platform and to work across obstructions.
- Available from width size 2.5 m to 6.2 m



Cantilever Both Sides

- A cantilever section can be added to reach additional distance not reachable by straight access.
- Available in 0.75 m and 1.35 m options.



Platform with Handrail



Work Platform



Heavy Duty A-type



Multipurpose Ladder

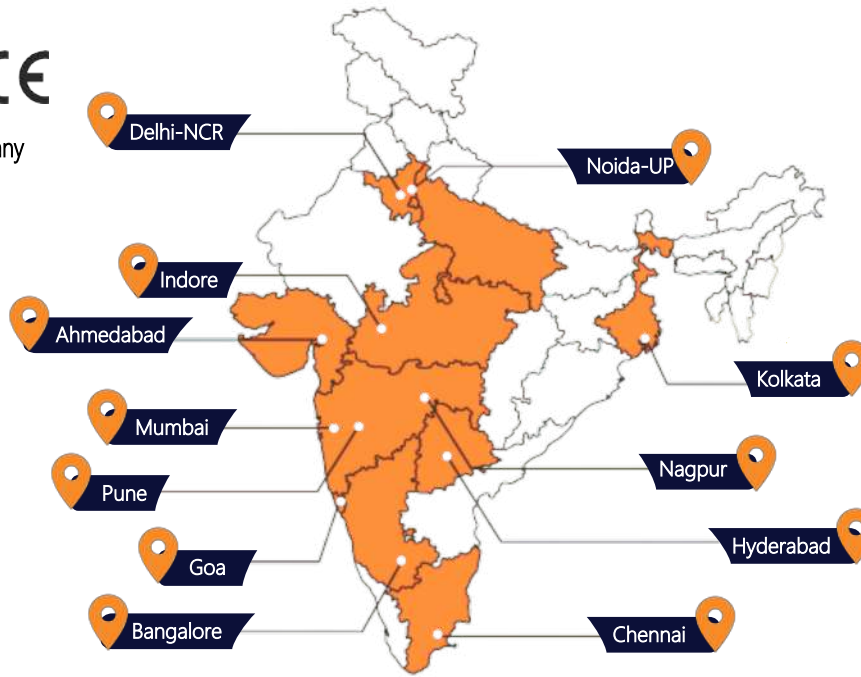


Straight Ladder



Light Duty

* use the scaffold as per the instruction manual



OUR LOCATION/YARDS

NOIDA

- Factory: • G-103, Site V, Kasna, Gautam Buddha Nagar, Uttar Pradesh-201306
- K-446, Site V, Kasna, Gautam Buddha Nagar, Uttar Pradesh-201306
- Corporate Office: C -108, Sector 2 Noida, Uttar Pradesh-201301
- ☎ 985-985-7100, 985-985-7500

DELHI

- Regd. Office: • C-186, Vivek Vihar, New Delhi-110095
- ☎ 985-985-7100, 985-985-7500

KOLKATA

- Basai Col Dam, LR Dag No 2761/2762, LR Khaitan No 4552, Uttarpara, dist-Hoogly, West Bengal-712234
- ☎ 888-220-7110, 932-222-5163, 882-605-3911

INDORE

- Plot No 78-79, Ram Ratan Colony, Pithampura, Dhar, Madhya Pradesh, 454774
- ☎ 870-034-0393, 932-222-5163

AHMEDABAD

- C/14 Highway Estate, Sarkhej Sanand Highway, Sarkhej, Ahmedabad, Gujarat - 382210
- ☎ 870-034-0907, 932-222-5163

MUMBAI

- Office: • Office No.276, V Mall, Western Express Highway, Thakur Complex, Mumbai-400101
- Godown: • Shop No. A-3, Rhytham De velopers, Usatane, Village, Kalyan East, Thane, Maharashtra-421306
- ☎ 888-220-7109, 932-222-5163

PUNE

- H.No-1273, Pune Nashik Hig hway Opp Om Logistics, ChimbliPhata, Kuruli, Tal Khed, Pune, Maharashtra - 410501
- ☎ 888-220-7119, 932-222-5163

CHENNAI

- S/No. 102/3A2, Vasant hapuri-I, Malayam Bakkam, Thiruvallur, Chennai, Tamil Nadu - 600123
- ☎ 888-220-7116, 932-222-5163

HYDERABAD

- Door No .7-3-145/3/32, Zone-4, Sub Zone B, Situated at Gagan Pahad, Katedhan Ranga Reddy Dist-500052
- ☎ 701-132-4992, 932-222-5163

BANGALORE

- 63/2/138, Telephone Layout, Magadi Road, Bengaluru Urban, Karnataka - 560091
- ☎ 888-220-7102, 932-222-5163

GOA

- Godown No: G-10, Saurabh Appt, Dhawli, Ponda, Goa-403401
- ☎ 888-220-7109, 932-222-5163

NAGPUR

- Godown No: 7, ground floor, Khadgoan Road, Dattawadi, Nagpur, Maharashtra-440023
- ☎ 870-034-0393, 932-222-5163

